

Academic Staff of Welsh HEIs 2008/09

	Full-time	Part-time	Total
Total academic staff	5,940	3,055	8,995
% female	36%	53%	42%
% wholly institutionally financed	78%	91%	83%
% research only	24%	10%	19%
% disabled	3%	2%	3%
% of non-white ethnicity	9%	5%	7%

Academic staff by age	Full-time	Part-time
% aged under 35	23%	25%
% aged 55 or over	18%	26%

Academic staff are defined as those staff whose primary function is teaching and/or research.

Full-time staff are those whose contracts state that their mode of employment is full-time.

Wholly institutionally financed staff are those paid wholly from general institutional funds.

Age is at 31 August 2008.

Source: HESA Individualised Staff Record 2008/09

Size of HEIs – Wales 2008/09

Income	Number of institutions	Numbers of full-time equivalence HE students	Number of institutions
Less than £10m	0	Less than 1,000	0
£10 - 20m	2	1,000 - 5,000	4
£20 - 50m	3	5,000 - 10,000	4
£50 - 80m	1	10,000 - 15,000	1
£80 - 120m	2	15,000 - 20,000	1
£120 - 150m	1	More than 20,000	1
More than £150m	2		

Average income	Average number of students
mean £105m	mean 11,498
median £78m	median 10,210

Source: HESA Finance Record 2008/09, HESA Student Record 2008/09

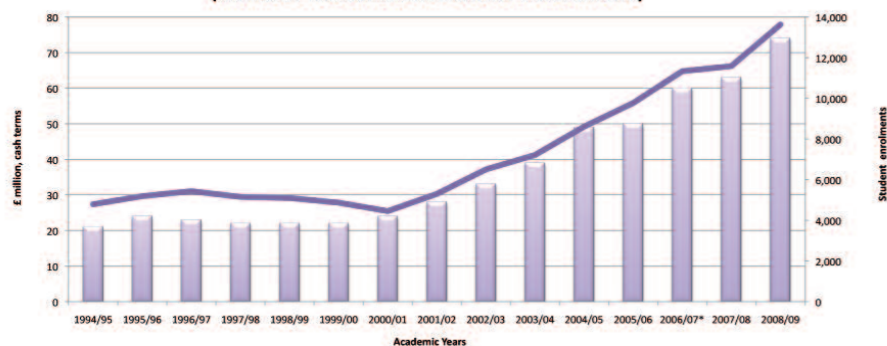
HEIs' income from non-EU domiciled students (and non-EU domiciled student enrolments) – Wales 2008/09

Period	Students	Income £ million, cash terms
1994/95	4,794	21
1995/96	5,190	24
1996/97	5,434	23
1997/98	5,154	22
1998/99	5,101	22
1999/00	4,870	22
2000/01	4,455	24
2001/02	5,300	28
2002/03	6,505	33
2003/04	7,215	39
2004/05	8,610	49
2005/06	9,770	50
2006/07*	11,335	60
2007/08	11,585	63
2008/09	13,630	74

Source: HESA Student Record 2008/09, HESA Finance Record 2008/09

* Non-EU student numbers include Romania and Bulgaria which became part of the EU on 1/1/2007.

HEIs' INCOME FROM NON-EU DOMICILED STUDENTS (AND NON-EU DOMICILED STUDENT ENROLMENTS)



Source: HESA: Resources of Higher Education Institutions, Students in Higher Education Institutions

Income and Expenditure of Welsh HEIs 2008/09

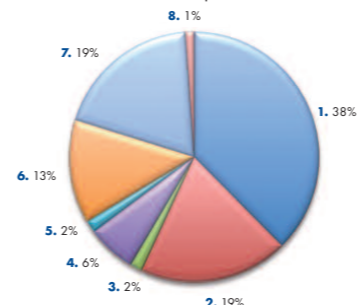
Income	Amount £'000s	Proportion
1. Funding Council grants	440,375	38%
2. Full-time UK and EC HE fees	226,262	19%
3. Part-time HE course fees	18,765	2%
4. Overseas (Non EC) fees	74,141	6%
5. Other fees and support grants	18,486	2%
6. Research grants and contracts	156,652	13%
7. Other income	223,235	19%
8. Endowment and investment income	13,619	1%
Total	1,171,536	100%

Expenditure	Amount £'000s	Proportion
1. Staff costs	686,120	60%
2. Depreciation	51,071	4%
3. Other operating expenses	396,374	35%
4. Interest payable	15,815	1%
Total	1,149,380	100%

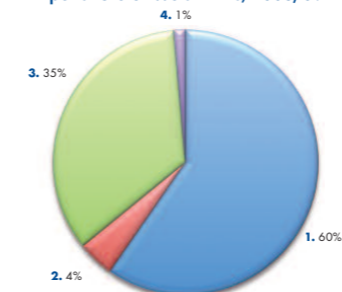
Source: HESA Finance Record 2008/09

Income of Welsh HEIs, 2008/09*

* Includes income from joint ventures



Expenditure of Welsh HEIs, 2008/09



Research Assessment Exercise (RAE) 2008

% Research activity in Welsh HEIs by quality level

Quality level	Wales	UK
4*	14%	17%
3*	35%	37%
2*	36%	33%
1*	14%	11%
u/c	1%	1%
Total	100%	100%

4* Quality that is world-leading in terms of originality, significance and rigour.

3* Quality that is internationally excellent in terms of originality, significance and rigour but which nonetheless falls short of the highest standards of excellence.

2* Quality that is recognised internationally in terms of originality, significance and rigour.

1* Quality that is recognised nationally in terms of originality, significance and rigour.

Unclassified

Source: RAE 2008

UCAS accepted applicants to Welsh HEIs 2009

Area of permanent residence	Country of institution	Wales		Scotland	
		England	Wales	Scotland	Wales
England	2009	345,517	9,698	4,747	
	2008	330,400	8,481	4,453	
	% change	4.6%	14.3%	6.6%	
Wales	2009	5,679	14,373	131	
	2008	5,491	12,982	112	
	% change	3.40%	10.70%	17.0%	
Scotland	2009	1,716	52	29,244	
	2008	1,774	67	27,528	
	% change	-3.3%	-22.4%	6.2%	
Northern Ireland	2009	3,117	117	1,071	
	2008	3,214	109	1,097	
	% change	-3.0%	7.3%	-2.4%	
Rep. of Ireland	2009	1,373	250	756	
	2008	1,286	196	714	
	% change	6.8%	27.6%	5.9%	
Other EU	2009	16,391	828	3,745	
	2008	14,909	635	3,181	
	% change	9.9%	30.40%	17.7%	
Non EU	2009	28,431	1,103	3,363	
	2008	25,472	1,169	3,533	
	% change	11.6%	-5.6%	-4.8%	
Total	2009	402,224	26,421	43,057	
	2008	382,546	23,639	40,618	
	% change	+5.1%	+11.8%	+6.0%	

Higher Education Qualifications Awarded – Wales 2008/09

	Full-time	Part-time*	Total
First degrees	17,300	1,130	18,430
Other UG qualifications	2,170	3,100	5,275
Doctorates	590	150	740
Other higher degrees	3,645	2,850	6,500
PGCE	1,340	35	1,375
Other PG qualifications	1,050	1,280	2,330
Total	26,100	8,550	34,645

* Part-time students are those whose study was recorded as part-time, or studying full-time on courses lasting less than 24 weeks.

Source: HESA Student Record 2008/09



Higher Education Full-time and Part-time Students – Wales 2008/09

	Full-time*	Part-time	All students
First degree			
Wales	32,815	3,180	36,000
UK (not Wales)	24,755	820	25,575
Other EU	2,365	155	2,520
Other overseas	4,350	95	4,445
Total	64,285	4,250	68,540
Other undergraduate			
Wales	3,005	20,725	23,730
UK (not Wales)	555	3,585	4,140
Other EU	130	3,150	3,280
Other overseas	470	750	1,220
Total	4,160	28,215	32,370
Postgraduate			
Wales	3,935	6,695	10,630
UK (not Wales)	1,895	3,375	5,270
Other EU	945	760	1,705
Other overseas	5,765	2,195	7,960
Total	12,545	13,020	25,565
All students			
Wales	39,760	30,600	70,360
UK (not Wales)	27,205	7,780	34,985
Other EU	3,440	4,065	7,505
Other overseas	10,590	3,040	13,630
Total	80,990	45,485	126,475

* Full-time and sandwich course students and those on a study-related year out.

Source: HESA Student Record 2008/09

Full-time and Part-time HE Students by Subject Area – Wales 2008/09

	First degree		Other undergraduate		Postgraduate		Total
	Full-time*	Part-time	Full-time*	Part-time	Full-time*	Part-time	
1. Medicine & dentistry	2,140	0	45	0	285	1,710	4,180
2. Subjects allied to medicine	6,390	805	475	2,355	430	2,050	12,500
3. Biological sciences	7,995	155	420	230	790	495	10,085
4. Veterinary science	0	0	0	0	0	0	0
5. Agriculture & related subjects	485	25	280	190	120	80	1,185
6. Physical sciences	3,550	45	125	210	580	70	4,575
7. Mathematical sciences	915	5	0	0	60	5	985
8. Computer science	2,695	150	310	565	645	215	4,580
9. Engineering & technology	3,960	660	360	1,705	820	295	7,795
10. Architecture, building & planning	1,110	225	125	680	305	265	2,710
11. Social studies	5,045	230	420	3,185	830	465	10,175
12. Law	3,070	50	25	45	770	340	4,300
13. Business & administrative studies	6,950	285	670	3,200	3,635	3,140	17,880
14. Mass communications & documentation	1,730	230	50	70	450	595	3,125
15. Languages	4,650	85	225	3,610	435	350	9,360
16. Historical & philosophical studies	3,320	525	105	815	385	1,035	6,190
17. Creative arts & design	7,045	260	305	335	325	470	8,745
18. Education	2,980	400	210	5,650	1,675	1,435	12,350
19. Combined	255	115	10	5,370	0	5	5,750
Science sub-total (rows 1-10)	29,240	2,065	2,135	5,935	4,035	5,185	48,595
Total	64,285	4,250	4,160	28,215	12,545	13,020	126,475

* Full-time and sandwich course students and those on a study-related year out.

Source: HESA Student Record 2008/09

Staff Academaidd SAUau Cymreig 2008/09

	Amser llawn	Rhan-amser	Cyfanswm
Cyfanswm staff academaidd	5,940	3,055	8,995
% benywaidd	36%	53%	42%
% a ariannir yn gyfan gwbl gan sefydliad	78%	91%	83%
% ymchwil yn unig	24%	10%	19%
% anabl	3%	2%	3%
% nad ydynt yn wyn o ran ethnigrwydd	9%	5%	7%

Staff academaidd yn ôl oedran

% o dan 35	23%	25%
% 55 oed neu'n hyn	18%	26%

Caiff staff academaidd eu diffinio fel y staff hynny y mae addysgu a/neu ymchwil yn cyfateb â'u prif swyddogaeth.

Staff amser llawn yw'r rhai y mae eu contractau yn nodi mai amser llawn yw eu modd cyflogaeth.

Staff a ariannir yn gyfan gwbl gan sefydliad yw'r rhai y defnyddir cronfeydd sefydliadol cyffredinol i'w talu.

Yr oedran ar 31 Awst 2008.

Ffynhonnell: Cofnod Staff Unigol HESA 2008/09

Maint SAUau – Cymru 2008/09

Incwm	Nifer y sefydliadau	Nifer y myfyrwyr AU sy'n cyfateb ag amser llawn	Nifer y sefydliadau
Llai na £10m	0	Llai na 1,000	0
£10 - 20m	2	1,000 - 5,000	4
£20 - 50m	3	5,000 - 10,000	4
£50 - 80m	1	10,000 - 15,000	1
£80 - 120m	2	15,000 - 20,000	1
£120 - 150m	1	Mwy na 20,000	1
Mwy na £150m	2		

	Incwm cyfartalog	Nifer cyfartalog o fyfyrwyr
cymedrig	£105m	11,498
canolrif	£78m	10,210

Ffynhonnell: Cofnod Cyllid HESA 2008/09, Cofnod Myfyrwyr HESA 2008/09

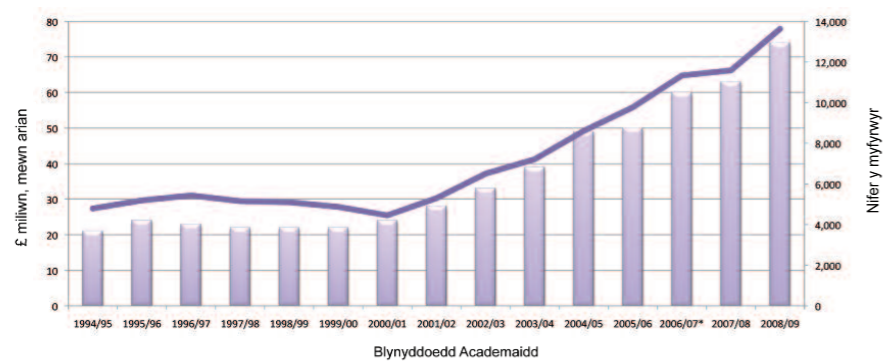
Incwm SAUau gan fyfyrwyr nad ydynt yn hangu o UE (a chofrestriadau myfyrwyr nad ydynt yn hangu o UE) – Cymru 2008/09

Myfyrwyr	Incwm £ miliwn, yn nhermau arian
1994/95	4,794
1995/96	5,190
1996/97	5,434
1997/98	5,154
1998/99	5,101
1999/00	4,870
2000/01	4,455
2001/02	5,300
2002/03	6,505
2003/04	7,215
2004/05	8,610
2005/06	9,770
2006/07*	11,335
2007/08	11,585
2008/09	13,630

Ffynhonnell: Cofnod Myfyrwyr HESA 2008/09, Cofnod Cyllid HESA 2008/09

*Mae niferoedd nad ydynt yn fyfyrwyr UE yn cynnwys Rwmania a Bwlgaria, a ddaeth yn rhan o UE ar 1/1/2007.

HEIS' INCOME FROM NON-EU DOMICILED STUDENTS (A CHOFRESTRIADAU MYFYRWYR NAD YDYNT YN HANU O'R UE)



Ffynhonnell: HESA (2007): Adnoddau Sefydliadau Addysg Uwch, Myfyrwyr mewn Sefydliadau Addysg Uwch

Incwm a Gwariant SAUau Cymreig 2008/09

Incwm	Cyfanswm £'000oedd	Cyfran
1. Grantiau Cyngor Cyllido	440,375	38%
2. Ffioedd AU CE a DU amser llawn	226,262	19%
3. Ffioedd cwrs AU rhan-amser	18,765	2%
4. Ffioedd tramor (Heb fod o CE)	74,141	6%
5. Ffioedd a grantiau cymorth eraill	18,486	2%
6. Contractau a grantiau ymchwil	156,652	13%
7. Incwm arall	223,235	19%
8. Incwm buddsoddi a gwaddol	13,619	1%
Cyfanswm	1,171,536	100%

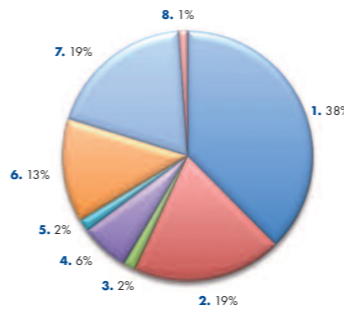
Gwariant

1. Costau staff	686,120	60%
2. Dibrisiad	51,071	4%
3. Treuliau gweithredu eraill	396,374	35%
4. Llog taladwy	15,815	1%
Cyfanswm	1,149,380	100%

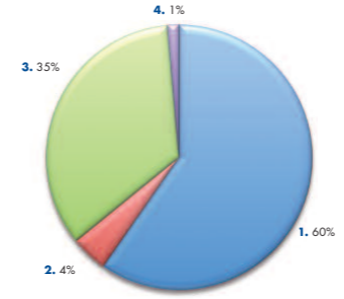
Ffynhonnell: Cofnod Cyllid HESA 2008/09

Incwm SAUau Cymreig 2008/09*

* Mae'n cynnwys incwm cyd-fentrau



Gwariant SAUau Cymreig 2008/09



Ymarfer Asesu Ymchwil (YAY) 2008

% gweithgaredd ymchwil mewn SAUau Cymreig yn ôl lefel ansawdd

Gradd am ansawdd	Cymru	DU
4*	14%	17%
3*	35%	37%
2*	36%	33%
1*	14%	11%
u/c	1%	1%
Cyfanswm	100%	100%

4* Ansawdd sy'n flaenllaw yn y byd o ran gweiddioldeb, pwysigrwydd a chywirdeb.
 3* Ansawdd sy'n wych yn rhyngwladol o ran gweiddioldeb, pwysigrwydd a chywirdeb ond sydd er hynny, ddim yn union gyrraedd y safonau rhagoriaeth uchaf.
 2* Ansawdd sy'n cael ei gydnabod yn rhyngwladol o ran gweiddioldeb, pwysigrwydd a chywirdeb.
 1* Ansawdd sy'n cael ei gydnabod yn genedlaethol o ran gweiddioldeb, pwysigrwydd a chywirdeb.
 Annosbarthedig

Ffynhonnell: RAE 2008

Ymgeiswyr UCAS a dderbyniwyd i SAUau Cymreig 2009

Ardal preswylid parhaol	Gwlad y sefydliad			
		Lloegr	Cymru	Yr Alban
Lloegr	2009	345,517	9,698	4,747
	2008	330,400	8,481	4,453
	% change	4.6%	14.3%	6.6%
Cymru	2009	5,679	14,373	131
	2008	5,491	12,982	112
	% change	3.4%	10.7%	17.0%
Yr Alban	2009	1,716	52	29,244
	2008	1,774	67	27,528
	% change	-3.3%	-22.4%	6.2%
Gogledd Iwerddon	2009	3,117	117	1,071
	2008	3,214	109	1,097
	% change	-3.0%	7.3%	-2.4%
Gwer.Iwerddon	2009	1,373	250	756
	2008	1,286	196	714
	% change	6.8%	27.6%	5.9%
Gwlad UE Arall	2009	16,391	828	3,745
	2008	14,909	635	3,181
	% change	9.9%	30.4%	17.7%
Gwlad Dramor Arall	2009	28,431	1,103	3,363
	2008	25,472	1,169	3,533
	% change	11.6%	-5.6%	-4.8%
Cyfanswm	2009	402,224	26,421	43,057
	2008	382,546	23,639	40,618
	% newid	+5.1%	+11.8%	+6.0%

Cymwysterau Addysg Uwch a Ddyfarnwyd – Cymru 2008/09

	Amser llawn	Rhan-amser*	Cyfanswm
Graddau cyntaf	17,300	1,130	18,430
Cymwysterau israddedig eraill	2,170	3,100	5,275
Doethuriaethau	590	150	740
Graddau uwch eraill	3,645	2,850	6,500
TAR	1,340	35	1,375
Cymwysterau ôl-raddedig eraill	1,050	1,280	2,330
Cyfanswm	26,100	8,550	34,645

* Myfyrwyr rhan-amser yw'r myfyrwyr hynny y cofnodwyd eu bod yn astudio cwrs rhan-amser, neu'n astudio cyrsiau amser llawn sy'n para llai na 24 wythnos.

Ffynhonnell: Cofnod Myfyrwyr HESA 2008/09



Myfyrwyr Addysg Uwch Amser Llawn a Rhan-amser – Cymru 2008/09

	Llawn amser*	Rhan-amser	Pob myfyrwr
Gradd gyntaf			
Cymru	32,815	3,180	36,000
DU (nid Cymru)	24,755	820	25,575
UE eraill	2,365	155	2,520
Tramor eraill	4,350	95	4,445
Cyfanswm	64,285	4,250	68,540

	Llawn amser*	Rhan-amser	Pob myfyrwr
Israddedig eraill			
Cymru	3,005	20,725	23,730
DU (nid Cymru)	555	3,585	4,140
UE eraill	130	3,150	3,280
Tramor eraill	470	750	1,220
Cyfanswm	4,160	28,215	32,375

	Llawn amser*	Rhan-amser	Pob myfyrwr
Ôl-raddedig			
Cymru	3,935	6,695	10,630
DU (nid Cymru)	1,895	3,375	5,270
UE eraill	945	760	1,705
Tramor eraill	5,765	2,195	7,960
Cyfanswm	12,545	13,020	25,565

	Llawn amser*	Rhan-amser	Pob myfyrwr
Pob myfyrwr			
Cymru	39,760	30,600	70,360
DU (nid Cymru)	27,205	7,780	34,985
UE eraill	3,440	4,065	7,505
Tramor eraill	10,590	3,040	13,630
Cyfanswm	80,990	45,485	126,475

* Myfyrwyr amser llawn a'r rhai ar gyrsiu rhyngosod, a'r rhai ar flwyddyn allan sy'n gysylltiedig â'u hastudiaethau.

Ffynhonnell: Cofnod Myfyrwyr HESA 2008/09

Myfyrwyr AU Amser Llawn a Rhan-amser fesul Maes Pwnc – Cymru 2008/09

	Gradd gyntaf		Israddedig eraill		Ôl-raddedig		Cyfanswm
	Amser llawn*	Rhan-amser	Amser llawn*	Rhan-amser	Amser llawn*	Rhan-amser	
1. Meddygaeth a deinyddiaeth	2,140	0	45	0	285	1,710	4,180
2. Phynciau sy'n gysylltiedig â meddygaeth	6,390	805	475	2,355	430	2,050	12,500
3. Gwyddorau biolegol	7,995	155	420	230	790	495	10,085
4. Milfeddygaeth	0	0	0	0	0	0	0
5. Amaethyddiaeth a phynciau cysylltiedig	485	25	280	190	120	80	1,185
6. Gwyddorau ffisegol	3,550	45	125	210	580	70	4,575
7. Gwyddorau mathemategol	915	5	0	0	60	5	985
8. Cyfrifiadureg	2,695	150	310	565	645	215	4,580
9. Peirianeg a thechnoleg	3,960	660	360	1,705	820	295	7,795
10. Pensaerniaeth, adeiladu a chynllunio	1,110	225	125	680	305	265	2,710
11. Astudiaethau cymdeithasol	5,045	230	420	3,185	830	465	10,175
12. Y Gyfraith	3,070	50	25	45	770	340	4,300
13. Busnes ac astudiaethau gweinyddol	6,950	285	670	3,200	3,635	3,140	17,880
14. Cyfathrebu torfol a dogfennaeth	1,730	230	50	70	450	595	3,125
15. Ieithoedd	4,650	85	225	3,610	435	350	9,360
16. Astudiaethau hanesyddol ac athronyddol	3,320	525	105	815	385	1,035	6,190
17. Dylunio a chellyddydau creadigol	7,045	260	305	335	325	470	8,745
18. Addysg	2,980	400	210	5,650	1,675	1,435	12,350
19. Cyfunol	255	115	10	5,370	0	5	5,750
Is-gyfanswm gwyddoniaeth (rhesi 1-10)	29,240	2,065	2,135	5,935	4,035	5,185	48,595
Cyfanswm	64,285	4,250	4,160	28,215	12,545	13,020	126,475

* Myfyrwyr amser llawn a'r rhai ar gyrsiu rhyngosod, a'r rhai ar flwyddyn allan sy'n gysylltiedig â'u hastudiaethau.

Ffynhonnell: Cofnod Myfyrwyr HESA 2008/09