

Academic Staff of Welsh HEIs 2011/12

	Full-time	Part-time	Total
Total academic staff	5,765	3,160	8,925
% female	38%	55%	44%
% wholly institutionally financed	75%	88%	80%
% research only	24%	11%	19%
% disabled	4%	4%	4%
% of non-white ethnicity	10%	6%	8%

Academic staff by age

% aged under 35	23%	25%
% aged 55 or over	18%	27%

Academic staff are defined as those staff whose primary function is teaching and/or research.

Full-time staff are those whose contracts state that their mode of employment is full-time.

Wholly institutionally financed staff are those paid wholly from general institutional funds.

Age is at 31 August 2011.

Source: HESA Individualised Staff Record 2011/12

UCAS full-time undergraduate figures for 2013 entry – by UK domicile (as of 30 January)

By UK country	2012	2013	Diff (+/-)	Diff (%)
England	384,170	395,608	11,438	3.00%
Northern Ireland	18,292	19,587	1,295	7.10%
Scotland	39,169	39,954	785	2.00%
Wales	20,876	20,438	-438	-2.10%
Total	462,507	475,587	13,080	2.80%

Source: UCAS Media Releases, 30 January 2013, http://www.ucas.ac.uk/documents/stats/2013_applicantfigures_jan_additional.pdf

Note: Data reported for applications considered on time for 15 January 2013, the main UCAS deadline.

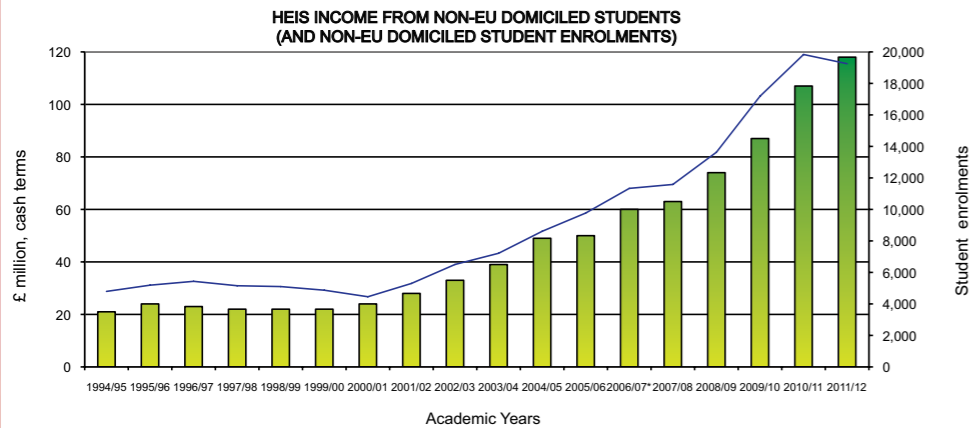
The end of cycle figures will also include late applications received up to 30 June and applications through clearing.

HEIs' income from non-EU domiciled students (and non-EU domiciled student enrolments) - Wales 2011/12

Period	Students	Income £ million, cash terms
1994/95	4,794	21
1995/96	5,190	24
1996/97	5,434	23
1997/98	5,154	22
1998/99	5,101	22
1999/00	4,870	22
2000/01	4,455	24
2001/02	5,300	28
2002/03	6,505	33
2003/04	7,215	39
2004/05	8,610	49
2005/06	9,770	50
2006/07*	11,335	60
2007/08	11,585	63
2008/09	13,630	74
2009/10	17,185	87
2010/11	19,835	107
2011/12	19,250	118

Source: HESA Student Record 2011/12, HESA Finance Record 2011/12

* Non-EU student numbers include Romania and Bulgaria which became part of the EU on 1/1/2007.

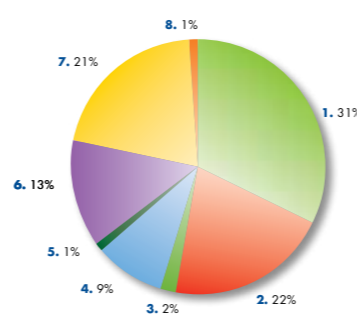


Source: HESA: Resources of Higher Education Institutions, Students in Higher Education Institutions

Income and Expenditure of Welsh HEIs 2011/12

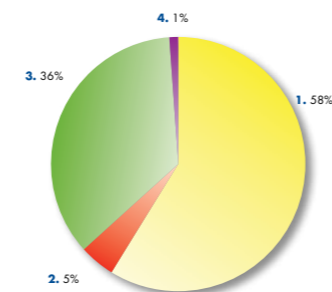
Income	Amount £'000s	Proportion
1. Funding Council grants	395,058	31%
2. Full-time UK and EU HE fees	275,445	22%
3. Part-time HE course fees	20,083	2%
4. Overseas (Non EU) fees	117,631	9%
5. Other fees and support grants	19,019	1%
6. Research grants and contracts	169,943	13%
7. Other income	269,705	21%
8. Endowment and investment income	8,455	1%
Total	1,275,339	100%

Income of Welsh HEIs 2011/12



Expenditure	Amount £'000s	Proportion
1. Staff costs	723,834	58%
2. Depreciation	60,734	5%
3. Other operating expenses	446,622	36%
4. Interest payable	13,071	1%
Total	1,244,261	100%

Expenditure of Welsh HEIs 2011/12



Source: HESA Finance Record 2011/12

Research Assessment Exercise (RAE) 2008

% Research activity in Welsh HEIs by quality level

Quality level	Wales	UK
4*	14%	17%
3*	35%	37%
2*	36%	33%
1*	14%	11%
u/c	1%	1%
Total	100%	100%

4* Quality that is world-leading in terms of originality, significance and rigour.
3* Quality that is internationally excellent in terms of originality, significance and rigour but which nonetheless falls short of the highest standards of excellence.
2* Quality that is recognised internationally in terms of originality, significance and rigour.
1* Quality that is recognised nationally in terms of originality, significance and rigour.
u/c Unclassified

Source: RAE 2008

Size of HEIs - Wales 2011/12

Income	Number of institutions	Numbers of full-time equivalence HE students	Number of institutions
Less than £10m	0	Less than 1,000	0
£10 - 20m	0	1,000 - 5,000	2
£20 - 50m	3	5,000 - 10,000	5
£50 - 80m	1	10,000 - 15,000	1
£80 - 120m	1	15,000 - 20,000	1
£120 - 150m	3	More than 20,000	1
More than £150m	2		

	Average income	Average number of students
mean	£126m	13,119
median	£101m	11,480

Source: HESA Finance Record 2011/12, HESA Student Record 2011/12

Higher Education Qualifications Awarded - Wales 2011/12

	Full-time	Part-time*	Total
First degrees	21,240	1,010	22,250
Other UG qualifications	3,035	2,795	5,830
Doctorates	680	145	820
Other higher degrees	7,420	3,670	11,090
PGCE	1,210	20	1,230
Other PG qualifications	1,100	1,595	2,695
Total	34,685	9,235	43,915

*Part-time students are those whose study was recorded as part-time, or studying full-time on courses lasting less than 24 weeks.
Source: HESA Student Record 2011/12

Higher Education Full-time and Part-time Students - Wales 2011/12

First degree	Full-time*	Part-time	All students
Wales	33,195	2,910	36,110
UK (not Wales)	30,405	850	31,260
Other EU	2,665	160	2,825
Other overseas	7,315	145	7,460
Total	73,580	4,070	77,655

Other undergraduate

Wales	2,870	17,405	20,275
UK (not Wales)	810	1,420	2,230
Other EU	95	1,370	1,470
Other overseas	345	1,060	1,405
Total	4,120	21,260	25,380

Postgraduate

Wales	4,310	6,225	10,535
UK (not Wales)	2,305	3,205	5,505
Other EU	1,095	630	1,725
Other overseas	7,790	2,595	10,385
Total	15,495	12,655	28,150

All students

Wales	40,375	26,540	66,920
UK (not Wales)	33,520	5,475	38,995
Other EU	3,855	2,165	6,020
Other overseas	15,445	3,805	19,250
Total	93,195	37,990	131,185

*Full-time and sandwich course students and those on a study-related year out.

Source: HESA Student Record 2011/12

Full-time and Part-time HE Students by Subject Area - Wales 2011/12

	First degree		Other undergraduate		Postgraduate		Total
	Full-time*	Part-time	Full-time*	Part-time	Full-time*	Part-time	
1. Medicine & dentistry	2,090	25	30	40	280	1,770	4,235
2. Subjects allied to medicine	6,935	650	295	2,390	615	1,815	12,710
3. Biological sciences	9,660	170	465	235	1,225	720	12,470
4. Veterinary science	0	0	0	0	0	0	0
5. Agriculture & related subjects	590	20	190	120	110	80	1,105
6. Physical sciences	4,245	65	80	300	700	75	5,460
7. Mathematical sciences	1,160	15	0	0	110	15	1,305
8. Computer science	2,845	145	340	570	605	150	4,650
9. Engineering & technology	5,140	785	420	1,750	1,195	285	9,575
10. Architecture, building & planning	980	215	125	870	335	190	2,710
11. Social studies	5,380	255	665	1,555	840	450	9,140
12. Law	3,435	50	50	20	740	340	4,630
13. Business & administrative studies	9,440	340	690	2,030	5,520	3,520	21,530
14. Mass communications & documentation	1,800	190	95	70	485	435	3,080
15. Languages	5,015	130	145	2,485	480	300	8,550
16. Historical & philosophical studies	3,250	460	50	235	255	560	4,810
17. Creative arts & design	7,660	190	185	380	520	545	9,480
18. Education	3,870	360	290	4,695	1,490	1,410	12,110
19. Combined	90	5	0	3,525	0	0	3,625
Science sub-total (rows 1-10)	33,640	2,090	1,950	6,270	5,170	5,105	54,225
Total	73,580	4,070	4,120	21,260	15,495	12,655	131,185

*Full-time and sandwich course students and those on a study-related year out.

Source: HESA Student Record 2011/12

Staff Academaidd SAUau Cymreig 2011/12

	Amser llawn	Rhan-amser	Cyfanswm
Cyfanswm staff academaidd	5,765	3,160	8,925
% benywaidd	38%	55%	44%
% a ariannir yn gyfan gwbl gan sefydliad	75%	88%	80%
% ymchwil yn unig	24%	11%	19%
% anabl	4%	4%	4%
% nad ydynt yn wyn o ran ethnigrwydd	10%	6%	8%

Staff academaidd yn ôl oedran

% o dan 35	23%	25%
% 55 oed neu'n hŷn	18%	27%

Caiff staff academaidd eu diffinio fel y staff hynny y mae addysgu a/neu ymchwil yn cyfateb â'u prif swyddogaeth.

Staff amser llawn yw'r rhai y mae eu contractau yn nodi mai amser llawn yw eu modd cyflogaeth.

Staff a ariannir yn gyfan gwbl gan sefydliad yw'r rhai y defnyddir cronfeydd sefydliadol cyffredinol i'w talu.

Yr oedran ar 31 Awst 2011

Ffynhonnell: Cofnod Staff Unigol HESA 2011/12

Ffigurau ymgeiswyr UCAS ar gyfer mynediad yn 2013 – yn ôl cartref yn y DU (yn gywir o 30 Ionawr)

Fesul gwlad y DU	2012	2013	Gwahaniaeth (+/-)	Gwahaniaeth (%)
Lloegr	384,170	395,608	11,438	3.00%
Gogledd Iwerddon	18,292	19,587	1,295	7.10%
Yr Alban	39,169	39,954	785	2.00%
Cymru	20,876	20,438	-438	-2.10%
Cyfanswm	462,507	475,587	13,080	2.80%

Ffynhonnell: Datganiadau UCAS i'r Cyfryngau, 30 Ionawr 2013, http://www.ucas.ac.uk/documents/stats/2013_applicantfigures_jan_additional.pdf

Noder: Data a gofnodwyd ar gyfer ceisiadau prydlon a ystyriwyd erbyn 15 Ionawr 2013, sef prif ddyddiad cau UCAS.

Bydd ffigurau diwedd y cylch hefyd yn cynnwys ceisiadau hwyr a dderbyniwyd hyd at 30 Mehefin a cheisiadau drwy'r system glirio.

Incwm SAUau gan fyfyrwyr nad ydynt yn hanu o'r UE

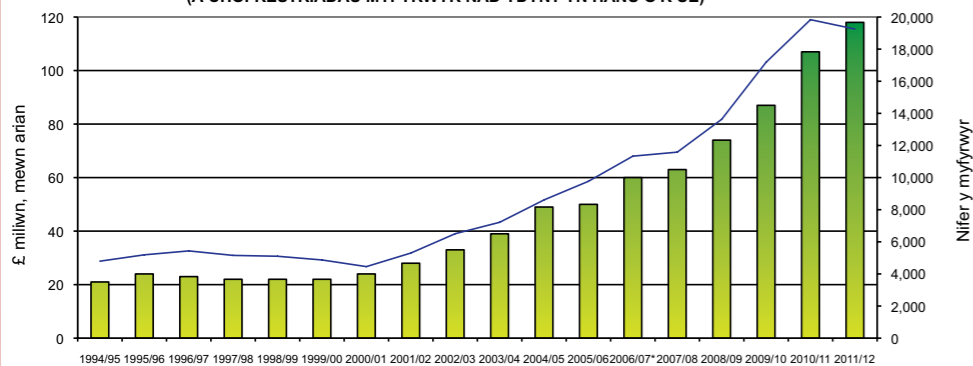
(a chofrestriadau myfyrwyr nad ydynt yn hanu o'r UE) – Cymru 2011/12

	Myfyrwyr	Incwm £ miliwn, yn nhermau arian
1994/95	4,794	21
1995/96	5,190	24
1996/97	5,434	23
1997/98	5,154	22
1998/99	5,101	22
1999/00	4,870	22
2000/01	4,455	24
2001/02	5,300	28
2002/03	6,505	33
2003/04	7,215	39
2004/05	8,610	49
2005/06	9,770	50
2006/07*	11,335	60
2007/08	11,585	63
2008/09	13,630	74
2009/10	17,185	87
2010/11	19,835	107
2011/12	19,250	118

Ffynhonnell: Cofnod Myfyrwyr HESA 2011/12, Cofnod Cyllid HESA 2011/12

*Mae niferoedd nad ydynt yn fyfyrwyr UE yn cynnwys Rwmania a Bwlgaria, a ddaeth yn rhan o UE ar 1/1/2007.

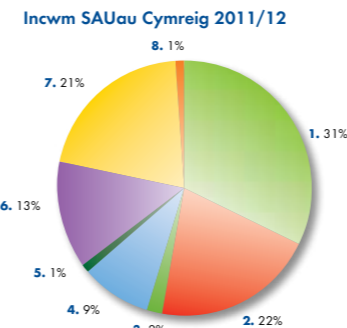
INCWM SAUau GAN FYFYRWYR NAD YDYNT YN HANU O'R UE (A CHOFRESTRIADAU MYFYRWYR NAD YDYNT YN HANU O'R UE)



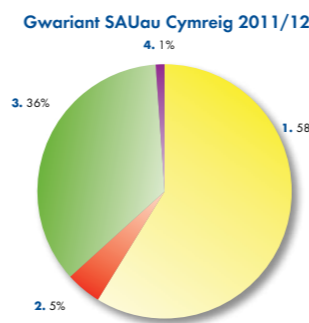
Ffynhonnell: HESA: Adnoddau Sefydliadau Addysg Uwch, Myfyrwyr Sefydliadau Addysg Uwch

Incwm a Gwariant SAUau Cymreig 2011/12

Incwm	Cyfanswm £'000oedd	Cyfran
1. Grantiau Cyngor Cyllido	395,058	31%
2. Ffioedd AU UE a DU amser llawn	275,445	22%
3. Ffioedd cwrs AU rhan-amser	20,083	2%
4. Ffioedd tramor (Heb fod o UE)	117,631	9%
5. Ffioedd a grantiau cymorth eraill	19,019	1%
6. Contractau a grantiau ymchwil	169,943	13%
7. Incwm arall	269,705	21%
8. Incwm buddsoddi a gwaddol	8,455	1%
Cyfanswm	1,275,339	100%



Gwariant	Cyfanswm	Cyfran
1. Costau staff	723,834	58%
2. Dibrisiad	60,734	5%
3. Treuliau gweithredu eraill	446,622	36%
4. Llog taladwy	13,071	1%
Cyfanswm	1,244,261	100%



Ffynhonnell: Cofnod Cyllid HESA 2011/12

Ymarfer Asesu Ymchwil (YAY) 2008

% gweithgaredd ymchwil mewn SAUau Cymreig yn ôl lefel ansawdd

Gradd am ansawdd	Cymru	DU
4*	14%	17%
3*	35%	37%
2*	36%	33%
1*	14%	11%
u/c	1%	1%
Cyfanswm	100%	100%

4* Ansawdd sy'n flaenllaw yn y byd o ran gwreiddioldeb, pwysigrwydd a chywirdeb.
 3* Ansawdd sy'n wych yn rhyngwladol o ran gwreiddioldeb, pwysigrwydd a chywirdeb ond sydd er hynny, ddim yn union gyrraedd y safonau rhagoriaeth uchaf.
 2* Ansawdd sy'n cael ei gydnabod yn rhyngwladol o ran gwreiddioldeb, pwysigrwydd a chywirdeb.
 1* Ansawdd sy'n cael ei gydnabod yn genedlaethol o ran gwreiddioldeb, pwysigrwydd a chywirdeb.
 u/c Annosbarthedig

Ffynhonnell: RAE 2008

Maint SAUau – Cymru 2011/12

Incwm	Nifer y sefydliadau	Nifer y myfyrwyr AU sy'n cyfateb ag amser llawn	Nifer y sefydliadau
Llai na £10m	0	Llai na 1,000	0
£10 - 20m	0	1,000 - 5,000	2
£20 - 50m	3	5,000 - 10,000	5
£50 - 80m	1	10,000 - 15,000	1
£80 - 120m	1	15,000 - 20,000	1
£120 - 150m	3	Mwy na 20,000	1
Mwy na £150m	2		

Incwm cyfartalog	Nifer cyfartalog o fyfyrwyr
cymedrig £126m	13,119
canolrif £101m	11,480

Ffynhonnell: Cofnod Cyllid HESA 2011/12, Cofnod Myfyrwyr HESA 2011/12

Cymwysterau Addysg Uwch a Ddyfarnwyd – Cymru 2011/12

	Amser llawn	Rhan-amser*	Cyfanswm
Graddau cyntaf	21,240	1,010	22,250
Cymwysterau israddedig eraill	3,035	2,795	5,830
Doethuriaethau	680	145	820
Graddau uwch eraill	7,420	3,670	11,090
TAR	1,210	20	1,230
Cymwysterau ôl-raddedig eraill	1,100	1,595	2,695
Cyfanswm	34,685	9,235	43,920

*Myfyrwyr rhan-amser yw'r myfyrwyr hynny y cofnodwyd eu bod yn astudio cwrs rhan-amser, neu'n astudio cyrsiau amser llawn sy'n para llai na 24 wythnos.

Ffynhonnell: Cofnod Myfyrwyr HESA 2011/2012



Myfyrwyr Addysg Uwch Amser Llawn a Rhan-amser – Cymru 2011/12

	Llawn amser*	Rhan-amser	Pob myfyrwr
Gradd gyntaf			
Cymru	33,195	2,910	36,110
DU (nid Cymru)	30,405	850	31,260
UE eraill	2,665	160	2,825
Tramor eraill	7,315	145	7,460
Cyfanswm	73,580	4,070	77,650

Israddedig eraill	Cyfanswm
Cymru	2,870
DU (nid Cymru)	810
UE eraill	95
Tramor eraill	345
Cyfanswm	4,120

Ôl-raddedig	Cyfanswm
Cymru	4,310
DU (nid Cymru)	2,305
UE eraill	1,095
Tramor eraill	7,790
Cyfanswm	15,495

Pob myfyrwr	Cyfanswm
Cymru	40,375
DU (nid Cymru)	33,520
UE eraill	3,855
Tramor eraill	15,445
Cyfanswm	93,195

*Myfyrwyr amser llawn a'r rhai ar gyrsiau rhyngosod, a'r rhai ar flwyddyn allan sy'n gysylltiedig â'u hastudiaethau.

Ffynhonnell: Cofnod Myfyrwyr HESA 2011/12

Myfyrwyr AU Amser Llawn a Rhan-amser fesul Maes Pwnc – Cymru 2011/12

	Gradd gyntaf		Israddedig eraill		Ôl-raddedig		Cyfanswm
	Amser llawn*	Rhan-amser	Amser llawn*	Rhan-amser	Amser llawn*	Rhan-amser	
1. Meddygaeth a deintyddiaeth	2,090	25	30	40	280	1,770	4,235
2. Fynciau sy'n gysylltiedig â meddygaeth	6,935	650	295	2,390	615	1,815	12,710
3. Gwyddorau biolegol	9,660	170	465	235	1,225	720	12,470
4. Milfeddygaeth	0	0	0	0	0	0	0
5. Amaethyddiaeth a phynciau cysylltiedig	590	20	190	120	110	80	1,105
6. Gwyddorau ffisegol	4,245	65	80	300	700	75	5,460
7. Gwyddorau mathemategol	1,160	15	0	0	110	15	1,305
8. Cyfrifiadureg	2,845	145	340	570	605	150	4,650
9. Peirianeg a thechnoleg	5,140	785	420	1,750	1,195	285	9,575
10. Pensaernïaeth, adeiladu a chynllunio	980	215	125	870	335	190	2,710
11. Astudiaethau cymdeithasol	5,380	255	665	1,555	840	450	9,140
12. Y gyfraith	3,435	50	50	20	740	340	4,630
13. Busnes ac astudiaethau gweinyddol	9,440	340	690	2,030	5,520	3,520	21,530
14. Cyfathrebu torfol a dogfennaeth	1,800	190	95	70	485	435	3,080
15. Ieithoedd	5,015	130	145	2,485	480	300	8,550
16. Astudiaethau hanesyddol ac athronyddol	3,250	460	50	235	255	560	4,810
17. Dylunio a chelfyddydau creadigol	7,660	190	185	380	520	545	9,480
18. Addysg	3,870	360	290	4,695	1,490	1,410	12,110
19. Cyfunol	90	5	0	3,525	0	0	3,625
Is-gyfanswm gwyddoniaeth (rhesi 1-10)	33,640	2,090	1,950	6,270	5,170	5,105	54,225
Cyfanswm	73,580	4,070	4,120	21,260	15,495	12,655	131,185

*Myfyrwyr amser llawn a'r rhai ar gyrsiau rhyngosod, a'r rhai ar flwyddyn allan sy'n gysylltiedig â'u hastudiaethau.

Ffynhonnell: Cofnod Myfyrwyr HESA: 2011/2012