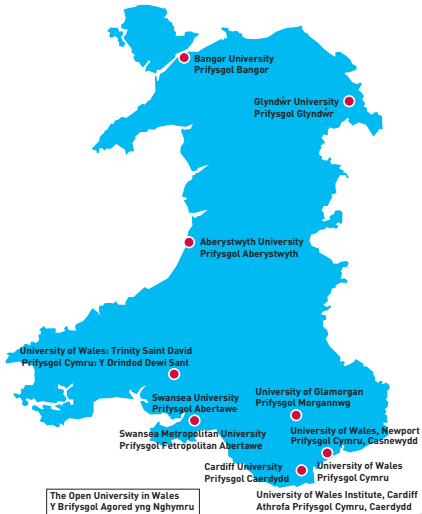


Higher Education in Wales Facts and Figures



Higher Education Wales
2 Caspian Point
Caspian Way
Cardiff Bay
CF10 4DQ

Addysg Uwch Cymru
2 Pentir Caspian
Ffordd Caspian
Bae Caerdydd
CF10 4DQ

Addysg Uwch Cymru
Ffeithiau a Ffigyrau

About Higher Education Wales

- Higher Education Wales (HEW) represents the interests of the twelve Higher Education Institutions (HEIs) in Wales and is a National Council of Universities UK.
- HEW's Governing Council consists of the Vice-Chancellors of all the HEIs in Wales and is chaired by Professor John Hughes, Vice-Chancellor of Bangor University.
- HEW provides an expert resource on all aspects of Welsh higher education.
- HEW is a key partner in the Coleg Cymraeg Cenedlaithol to help create a sustainable system of Welsh medium higher education.
- Universities in Wales had a turnover of over £1.2 billion 2009/10 and generated more than a £2 billion output to the Welsh economy including direct multiplier effects.

Ynghylch Addysg Uwch Cymru

- Mae Addysg Uwch Cymru (AUC) yn cynrychioli buddiannau'r deuddeg o Sefydliadau Addysg Uwch yng Nghymru (SAUau), ac mae'n un o Gynghorau Cenedlaethol Universities UK.
- Mae Cyngor Llywodraethu AUC yn cynnwys Is-gangellorion a Phrifathrawon yr holl SAUau yng Nghymru, ac mae'n cael ei gadeirio gan Yr Athro John Hughes, Is-ganghellor Prifysgol Bangor.
- Mae AUC yn darparu adnodd arbenigol ar bob agwedd o faes addysg uwch yng Nghymru.
- Mae AUC yn un o brif bartneriaid Coleg Cymraeg Cenedlaithol, i gynorthwyo i greu system gynaliadwy o addysg uwch cyfrwng Cymraeg.
- Roedd gan brifysgolion yng Nghymru drosiant o fwy na £1.2 biliwn yn 2009/10, ac fe gynhyrchwyd dros £2 biliwn ganddynt i economi Cymru gan gynnwys effeithiau lluosydd uniongyrchol

Academic Staff of Welsh HEIs 2009/10

	Full-time	Part-time	Total
Total academic staff	5,685	3,170	8,860
% female	37%	52%	42%
% wholly institutionally financed	78%	90%	82%
% research only	23%	9%	18%
% disabled	4%	2%	3%
% of non-white ethnicity	9%	5%	8%

Academic staff by age

% aged under 35	22%	24%
% aged 55 or over	18%	27%

Academic staff are defined as those staff whose primary function is teaching and/or research.

Full-time staff are those whose contracts state that their mode of employment is full-time.

Wholly institutionally financed staff are those paid wholly from general institutional funds.

Age is at 31 August 2009.

Source: HESA Individualised Staff Record 2009/10

UCAS applicant figures for 2011 entry - by UK country (as of 30 June)

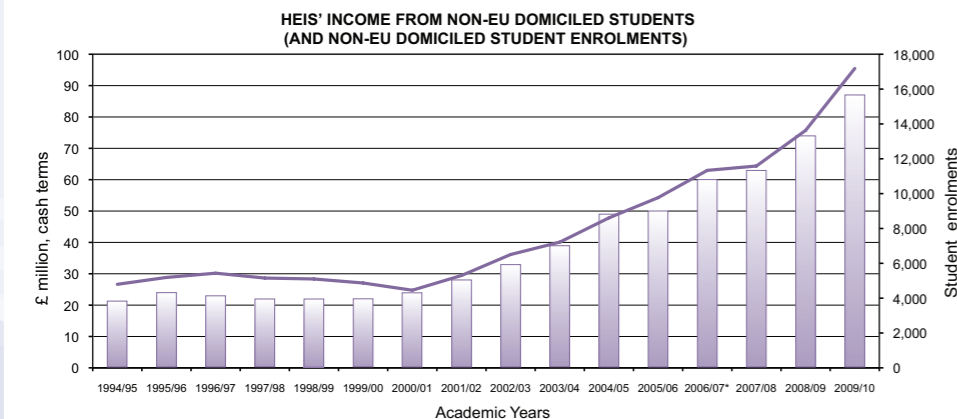
By UK country	2010 entry	2011 entry	Diff (+/-)	Diff (%)
England	475,303	478,590	3,287	0.7%
Northern Ireland	19,412	20,040	628	3.2%
Scotland	43,234	43,437	203	0.5%
Wales	23,625	23,935	310	1.3%
Total	561,574	566,002	4,428	0.8%

HEIs' income from non-EU domiciled students (and non-EU domiciled student enrolments) - Wales 2009/10

Period	Students	Income £ million, cash terms
1994/95	4,794	21
1995/96	5,190	24
1996/97	5,434	23
1997/98	5,154	22
1998/99	5,101	22
1999/00	4,870	22
2000/01	4,455	24
2001/02	5,300	28
2002/03	6,505	33
2003/04	7,215	39
2004/05	8,610	49
2005/06	9,770	50
2006/07*	11,335	60
2007/08	11,585	63
2008/09	13,630	74
2009/10	17,185	87

Source: HESA Student Record 2009/10, HESA Finance Record 2009/10

* Non-EU student numbers include Romania and Bulgaria which became part of the EU on 1/1/2007.

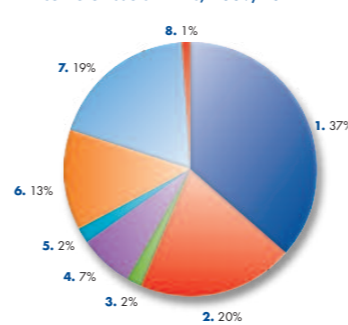


Source: HESA: Resources of Higher Education Institutions, Students in Higher Education Institutions

Income and Expenditure of Welsh HEIs 2009/10

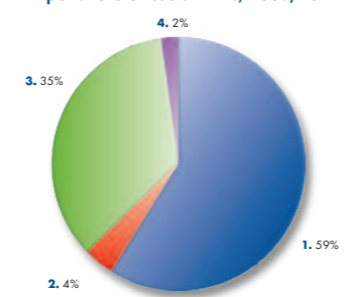
Income	Amount £'000s	Proportion
1. Funding Council grants	453,895	37%
2. Full-time UK and EU HE fees	252,342	20%
3. Part-time HE course fees	19,661	2%
4. Overseas (Non EU) fees	87,248	7%
5. Other fees and support grants	19,706	2%
6. Research grants and contracts	155,635	13%
7. Other income	240,580	19%
8. Endowment and investment income	6,623	1%
Total	1,235,690	100%

Income of Welsh HEIs, 2009/10



Expenditure	Amount £'000s	Proportion
1. Staff costs	709,177	59%
2. Depreciation	53,357	4%
3. Other operating expenses	417,415	35%
4. Interest payable	19,565	2%
Total	1,199,514	100%

Expenditure of Welsh HEIs, 2009/10



Source: HESA Finance Record 2009/10

Research Assessment Exercise (RAE) 2008 % Research activity in Welsh HEIs by quality level

Quality level	Wales	UK
4*	14%	17%
3*	35%	37%
2*	36%	33%
1*	14%	11%
u/c	1%	1%
Total	100%	100%

- 4* Quality that is world-leading in terms of originality, significance and rigour.
- 3* Quality that is internationally excellent in terms of originality, significance and rigour but which nonetheless falls short of the highest standards of excellence.
- 2* Quality that is recognised internationally in terms of originality, significance and rigour.
- 1* Quality that is recognised nationally in terms of originality, significance and rigour.
- u/c Unclassified

Source: RAE 2008

Size of HEIs - Wales 2009/10

Income	Number of institutions	Numbers of full-time equivalence HE students	Number of institutions
Less than £10m	0	Less than 1,000	0
£10 - 20m	0	1,000 - 5,000	2
£20 - 50m	4	5,000 - 10,000	5
£50 - 80m	0	10,000 - 15,000	1
£80 - 120m	1	15,000 - 20,000	1
£120 - 150m	3	More than 20,000	1
More than £150m	2		
		Average income	Average number of students
		mean £122m	mean 12,788
		median £101m	median 11,128

Source: HESA Finance Record 2009/10, HESA Student Record 2009/10

Higher Education Qualifications Awarded - Wales 2009/10

	Full-time	Part-time*	Total
First degrees	18,160	1,055	19,215
Other UG qualifications	2,340	3,300	5,645
Doctorates	640	175	810
Other higher degrees	4,425	3,665	8,090
PGCE	1,385	40	1,430
Other PG qualifications	1,190	1,525	2,715
Total	28,140	9,765	37,900

*Part-time students are those whose study was recorded as part-time, or studying full-time on courses lasting less than 24 weeks.

Source: HESA Student Record 2009/10



Higher Education Full-time and Part-time Students - Wales 2009/10

	Full-time*	Part-time	All students
First degree			
Wales	35,040	2,980	38,020
UK (not Wales)	25,815	660	26,475
Other EU	2,695	165	2,855
Other overseas	5,015	105	5,120
Total	68,560	3,905	72,470
Other undergraduate			
Wales	3,485	17,255	20,740
UK (not Wales)	710	1,685	2,390
Other EU	105	2,155	2,260
Other overseas	890	825	1,715
Total	5,190	21,915	27,105
Postgraduate			
Wales	4,200	6,545	10,745
UK (not Wales)	2,350	3,140	5,490
Other EU	1,045	685	1,730
Other overseas	6,670	3,680	10,350
Total	14,265	14,050	28,315
All students			
Wales	42,725	26,775	69,500
UK (not Wales)	28,875	5,485	34,355
Other EU	3,845	3,005	6,845
Other overseas	12,575	4,610	17,185
Total	88,015	39,870	127,885

*Full-time and sandwich course students and those on a study-related year out.

Source: HESA Student Record 2009/10

Full-time and Part-time HE Students by Subject Area - Wales 2009/10

	First degree		Other undergraduate		Postgraduate		Total
	Full-time*	Part-time	Full-time*	Part-time	Full-time*	Part-time	
1. Medicine & dentistry	2,105	0	45	0	360	1,700	4,205
2. Subjects allied to medicine	6,710	695	600	2,320	405	1,805	12,535
3. Biological sciences	8,650	135	490	195	980	535	10,985
4. Veterinary science	0	0	0	0	0	0	0
5. Agriculture & related subjects	490	25	285	170	125	85	1,180
6. Physical sciences	3,700	40	225	55	660	80	4,760
7. Mathematical sciences	1,025	5	0	0	65	0	1,095
8. Computer science	2,935	140	365	605	725	200	4,965
9. Engineering & technology	4,425	550	430	1,660	1,180	315	8,570
10. Architecture, building & planning	1,155	245	160	540	370	265	2,730
11. Social studies	5,125	210	435	1,420	755	435	8,370
12. Law	3,365	50	20	25	805	275	4,540
13. Business & administrative studies	7,715	255	740	2,440	4,505	4,650	20,305
14. Mass communications & documentation	1,790	220	90	50	485	575	3,210
15. Languages	4,795	85	675	3,090	435	350	9,430
16. Historical & philosophical studies	3,480	585	100	560	350	850	5,920
17. Creative arts & design	7,490	225	275	415	395	515	9,315
18. Education	3,390	425	240	5,340	1,665	1,410	12,465
19. Combined	215	20	15	3,035	0	15	3,305
Science sub-total (rows 1-10)	31,195	1,835	2,600	5,545	4,870	4,980	51,025
Total	68,560	3,905	5,190	21,915	14,265	14,050	127,885

*Full-time and sandwich course students and those on a study-related year out.

Source: HESA Student Record 2009/10

Staff Academaidd SAUau Cymreig 2009/10

	Amser llawn	Rhan-amser	Cyfanswm
Cyfanswm staff academaidd	5,685	3,170	8,860
% benywaidd	37%	52%	42%
% a ariannir yn gyfan gwbl gan sefydliad	78%	90%	82%
% ymchwil yn unig	23%	9%	18%
% anabl	4%	2%	3%
% nad ydynt yn wyn o ran ethnigrwydd	9%	5%	8%

Staff academaidd yn ôl oedran

% o dan 35	22%	24%
% 55 oed neu'n hyn	18%	27%

Caiff staff academaidd eu diffinio fel y staff hynny y mae addysgu a/neu ymchwil yn cyfateb â'u prof swyddogaeth.

Staff amser llawn yw'r rhai y mae eu contractau yn nodi mai amser llawn yw eu modd cyflogaeth.

Staff a ariannir yn gyfan gwbl gan sefydliad yw'r rhai y defnyddir cronfeydd sefydliadol cyffredinol i'w talu.

Yr oedran ar 31 Awst 2008.

Ffynhonnell: Cofnod Staff Unigol HESA 2009/10

Ffigyrau ymgeisio UCAS ar gyfer mynediad yn 2011 – fesul gwlad y DU (o 30 Mehefin)

Fesul gwlad y DU	Mynediad yn 2010	Mynediad yn 2011	Gwahaniaeth (+/-)	Gwahaniaeth (%)
Lloegr	475,303	478,590	3,287	0.7%
Gogledd Iwerddon	19,412	20,040	628	3.2%
Yr Alban	43,234	43,437	203	0.5%
Cymru	23,625	23,935	310	1.3%
Cyfanswm	561,574	566,002	4,428	0.8%

Incwm SAUau gan fyfyrwyr nad ydynt yn hanu o'r UE

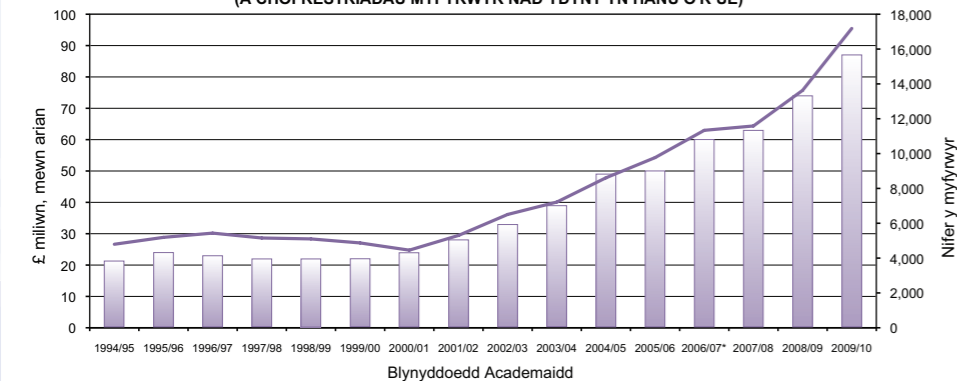
(a chofrestriadau myfyrwyr nad ydynt yn hanu o'r UE) – Cymru 2009/10

	Myfyrwyr	Incwm £ miliwn, yn nhermau arian
1994/95	4,794	21
1995/96	5,190	24
1996/97	5,434	23
1997/98	5,154	22
1998/99	5,101	22
1999/00	4,870	22
2000/01	4,455	24
2001/02	5,300	28
2002/03	6,505	33
2003/04	7,215	39
2004/05	8,610	49
2005/06	9,770	50
2006/07*	11,335	60
2007/08	11,585	63
2008/09	13,630	74
2009/10	17,185	87

Ffynhonnell: Cofnod Myfyrwyr HESA 2009/10, Cofnod Cyllid HESA 2009/10

*Mae niferoedd nad ydynt yn fyfyrwyr UE yn cynnwys Rwmania a Bwlgaria, a ddaeth yn rhan o UE ar 1/1/2007.

INCWM SAUau gan FFYRWRWR NAD YDYNT YN HANU O'R UE (A CHOFRESTRIADAU MYFYRWYR NAD YDYNT YN HANU O'R UE)



Ffynhonnell: HESA (2007): Adnoddau Sefydliadau Addysg Uwch, Myfyrwyr mewn Sefydliadau Addysg Uwch

Incwm a Gwariant SAUau Cymreig 2009/10

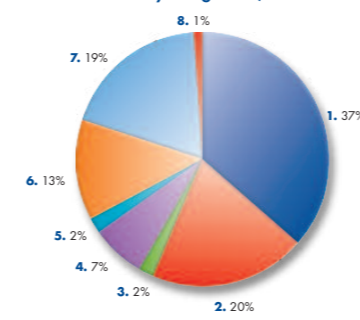
Incwm	Cyfanswm £'000oedd	Cyfran
1. Grantiau Cyngor Cyllido	453,895	37%
2. Ffioedd AU UE a DU amser llawn	252,342	20%
3. Ffioedd cwrs AU rhan-amser	19,661	2%
4. Ffioedd tramor (Heb fod o UE)	87,248	7%
5. Ffioedd a grantiau cymorth eraill	19,706	2%
6. Contractau a grantiau ymchwil	155,635	13%
7. Incwm arall	240,580	19%
8. Incwm buddsoddi a gwaddol	6,623	1%
Cyfanswm	1,235,690	100%

Gwariant

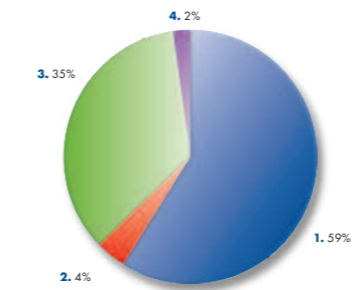
1. Costau staff	709,177	59%
2. Dibrisiad	53,357	4%
3. Treuliau gweithredu eraill	417,415	35%
4. Llog taladwy	19,565	2%
Cyfanswm	1,199,514	100%

Ffynhonnell: Cofnod Cyllid HESA 2009/10

Incwm SAUau Cymreig 2009/10



Gwariant SAUau Cymreig 2009/10



Ymarfer Asesu Ymchwil (YAY) 2008

% gweithgaredd ymchwil mewn SAUau Cymreig yn ôl lefel ansawdd

Gradd am ansawdd	Cymru	DU
4*	14%	17%
3*	35%	37%
2*	36%	33%
1*	14%	11%
u/c	1%	1%
Cyfanswm	100%	100%

4* Ansawdd sy'n flaenllaw yn y byd o ran gwreiddioldeb, pwysigrwydd a chywirdeb.
 3* Ansawdd sy'n wych yn rhwyngwladol o ran gwreiddioldeb, pwysigrwydd a chywirdeb ond sydd er hynny, ddim yn union gyrraedd y safonau rhagoriaeth uchaf.
 2* Ansawdd sy'n cael ei gydnabod yn rhwyngwladol o ran gwreiddioldeb, pwysigrwydd a chywirdeb.
 1* Ansawdd sy'n cael ei gydnabod yn genedlaethol o ran gwreiddioldeb, pwysigrwydd a chywirdeb.
 u/c Annosbarthedig

Ffynhonnell: RAE 2008

Maint SAUau – Cymru 2009/10

Incwm	Nifer y sefydliadau	Nifer y myfyrwyr AU sy'n cyfateb ag amser llawn	Nifer y sefydliadau
Llai na £10m	0	Llai na 1,000	0
£10 - 20m	0	1,000 - 5,000	2
£20 - 50m	4	5,000 - 10,000	5
£50 - 80m	0	10,000 - 15,000	1
£80 - 120m	1	15,000 - 20,000	1
£120 - 150m	3	Mwy na 20,000	1
Mwy na £150m	2		

	Incwm cyfartalog	Nifer cyfartalog o fyfyrwyr	
cymedrig	£122m	cymedrig	12,788
canolrif	£101m	canolrif	11,128

Ffynhonnell: Cofnod Cyllid HESA 2009/10, Cofnod Myfyrwyr HESA 2009/10

Cymwysterau Addysg Uwch a Ddyfarnwyd – Cymru 2009/10

	Amser llawn	Rhan-amser*	Cyfanswm
Graddau cyntaf	18,160	1,055	19,215
Cymwysterau israddedig eraill	2,340	3,300	5,645
Doethuriaethau	640	175	810
Graddau uwch eraill	4,425	3,665	8,090
TAR	1,385	40	1,430
Cymwysterau ôl-raddedig eraill	1,190	1,525	2,715
Cyfanswm	28,140	9,765	37,900

*Myfyrwyr rhan-amser yw'r myfyrwyr hynny y cofnodwyd eu bod yn astudio cwrs rhan-amser, neu'n astudio cyrsiau amser llawn sy'n para llai na 24 wythnos.

Ffynhonnell: Cofnod Myfyrwyr HESA 2009/10



Myfyrwyr Addysg Uwch Amser Llawn a Rhan-amser – Cymru 2009/10

	Llawn amser*	Rhan-amser	Pob myfyrwr
Gradd gyntaf			
Cymru	35,040	2,980	38,020
DU (nid Cymru)	25,815	660	26,475
UE eraill	2,695	165	2,855
Tramor eraill	5,015	105	5,120
Cyfanswm	68,560	3,905	72,470

Israddedig eraill

Cymru	3,485	17,255	20,740
DU (nid Cymru)	710	1,685	2,390
UE eraill	105	2,155	2,260
Tramor eraill	890	825	1,715
Cyfanswm	5,190	21,915	27,105

Ôl-raddedig

Cymru	4,200	6,545	10,745
DU (nid Cymru)	2,350	3,140	5,490
UE eraill	1,045	685	1,730
Tramor eraill	6,670	3,680	10,350
Cyfanswm	14,265	14,050	28,315

Pob myfyrwr

Cymru	42,725	26,775	69,500
DU (nid Cymru)	28,875	5,485	34,355
UE eraill	3,845	3,005	6,845
Tramor eraill	12,575	4,610	17,185
Cyfanswm	88,015	39,870	127,885

*Myfyrwyr amser llawn a'r rhai ar gyrsiau rhyngosod, a'r rhai ar flwyddyn allan sy'n gysylltiedig â'u hastudiaethau.

Ffynhonnell: Cofnod Myfyrwyr HESA 2009/10

Myfyrwyr AU Amser Llawn a Rhan-amser fesul Maes Pwnc – Cymru 2009/10

	Gradd gyntaf		Israddedig eraill		Ôl-raddedig		Cyfanswm
	Amser llawn*	Rhan-amser	Amser llawn*	Rhan-amser	Amser llawn*	Rhan-amser	
1. Meddygaeth a deinyddiaeth	2,105	0	45	0	360	1,700	4,205
2. Phynciau sy'n gysylltiedig â meddygaeth	6,710	695	600	2,320	405	1,805	12,535
3. Gwyddorau biolegol	8,650	135	490	195	980	535	10,985
4. Milfeddygaeth	0	0	0	0	0	0	0
5. Amaethyddiaeth a phynciau cysylltiedig	490	25	285	170	125	85	1,180
6. Gwyddorau ffisegol	3,700	40	225	55	660	80	4,760
7. Gwyddorau mathemategol	1,025	5	0	0	65	0	1,095
8. Cyfrifiadureg	2,935	140	365	605	725	200	4,965
9. Peirianteg a thechnoleg	4,425	550	430	1,660	1,180	315	8,570
10. Pensaerniaeth, adeiladu a chynllunio	1,155	245	160	540	370	265	2,730
11. Astudiaethau cymdeithasol	5,125	210	435	1,420	755	435	8,370
12. Y Gyfraith	3,365	50	20	25	805	275	4,540
13. Busnes ac astudiaethau gweinyddol	7,715	255	740	2,440	4,505	4,650	20,305
14. Cyfathrebu torfol a dogfennaeth	1,790	220	90	50	485	575	3,210
15. Ieithoedd	4,795	85	675	3,090	435	350	9,430
16. Astudiaethau hanesyddol ac athronyddol	3,480	585	100	560	350	850	5,920
17. Dylunio a chelfyddydau creadigol	7,490	225	275	415	395	515	9,315
18. Addysg	3,390	425	240	5,340	1,665	1,410	12,465
19. Cyfunol	215	20	15	3,035	0	15	3,305
Is-gyfanswm gwyddoniaeth (rhessi 1-10)	31,195	1,835	2,600	5,545	4,870	4,980	51,025
Cyfanswm	68,560	3,905	5,190	21,915	14,265	14,050	127,885

*Myfyrwyr amser llawn a'r rhai ar gyrsiau rhyngosod, a'r rhai ar flwyddyn allan sy'n gysylltiedig â'u hastudiaethau.

Ffynhonnell: Cofnod Myfyrwyr HESA 2009/10