

Academic Staff of Welsh HEIs 2007/08

	Full-time	Part-time	Total	
Total academic staff	6,085	2,755	8,840	
% female	36%	53%	41%	
% wholly institutionally financed	78%	91%	82%	
% research only	24%	9%	19%	
% disabled	3%	2%	2%	
% of non-white ethnicity	9%	5%	8%	
Academic staff by grade				% female
Professors	840	110	950	12%
Senior Lecturers and Researchers	1,630	130	1,760	33%
Lecturers	1,535	575	2,110	50%
Researchers	1,380	230	1,610	45%
Other Grades	705	1,710	2,415	49%
Total	6,085	2,755	8,840	41%

Academic staff by age	Full-time	Part-time	Total
% aged under 35	24%	27%	
% aged 55 or over	18%	26%	

Academic staff are defined as those staff whose primary function is teaching and/or research. Full-time staff are those whose contracts state that their mode of employment is full-time. Wholly institutionally financed staff are those paid wholly from general institutional funds. Age is at 31 August 2007.

Source: HESA Individualised Staff Record 2007/08

Size of HEIs – Wales 2007/08

Income	Number of institutions	Numbers of full-time equivalence HE students	Number of institutions
Less than £10m	0	Less than 1,000	0
£10 - 20m	2	1,000 - 5,000	4
£20 - 50m	3	5,000 - 10,000	4
£50 - 80m	1	10,000 - 15,000	1
£80 - 120m	2	15,000 - 20,000	1
£120 - 150m	2	More than 20,000	1
More than £150m	1		
Average income		Average number of students	
mean	£98m	mean	11,413
median	£71m	median	9,865

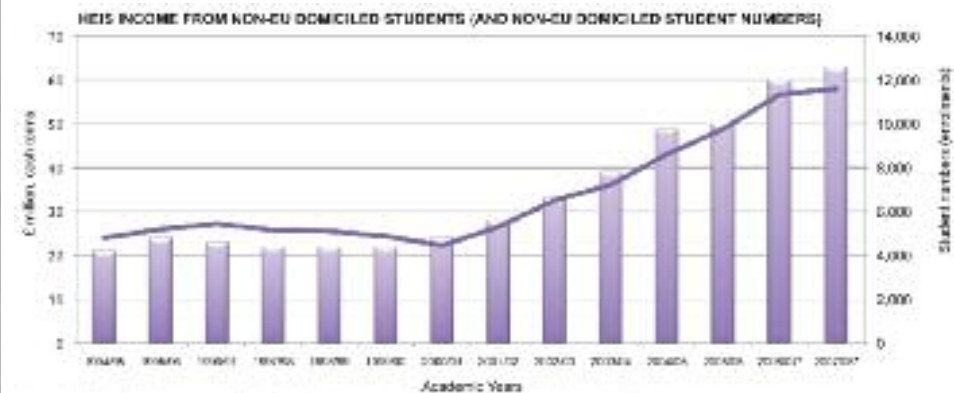
Source: HESA Finance Record 2007/08, HESA Student Record 2007/08

HEIs' income from non-EU domiciled students (and non-EU domiciled student numbers) – Wales 2007/08*

Period	Students	Income £ million, cash terms
1994/95	4,794	21
1995/96	5,190	24
1996/97	5,434	23
1997/98	5,154	22
1998/99	5,101	22
1999/00	4,870	22
2000/01	4,455	24
2001/02	5,300	28
2002/03	6,505	33
2003/04	7,215	39
2004/05	8,610	49
2005/06	9,770	50
2006/07*	11,335	60
2007/08*	11,585	63

Source: HESA Student Record 2007/08, HESA Finance Record 2007/08

* Non-EU student numbers include Romania and Bulgaria which became part of the EU on 1/1/2007.

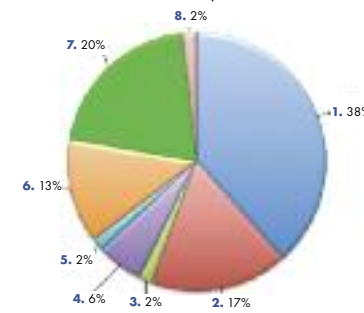


Source: HESA (2007) Resources of Higher Education Institutions, Statistics in Higher Education Institutions

Income and Expenditure of Welsh HEIs 2007/08

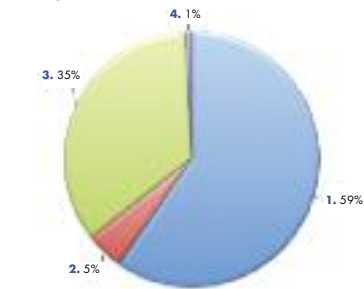
Income	Amount £'000s	Proportion
1. Funding Council grants	419,206	38.4%
2. Full-time UK and EC HE fees	188,344	17.3%
3. Part-time HE course fees	18,017	1.7%
4. Overseas (Non EC) fees	63,358	5.8%
5. Other fees and support grants	16,875	1.5%
6. Research grants and contracts	143,008	13.1%
7. Other income	224,018	20.5%
8. Endowment and investment income	18,952	1.7%
Total	1,091,778	100.0%

Income of Welsh HEIs, 2007/08*
* Includes income from joint ventures



Expenditure	Amount £'000s	Proportion
1. Staff costs	632,778	59.6%
2. Depreciation	50,371	4.7%
3. Other operating expenses	368,410	34.7%
4. Interest payable	9,270	0.9%
Total	1,060,829	100.0%

Expenditure of Welsh HEIs, 2007/08



Source: HESA Finance Record 2007/08

Research Assessment Exercise (RAE), 2008 % Research activity in Welsh HEIs by quality level

Quality level	Wales	UK
4*	14%	17%
3*	35%	37%
2*	36%	33%
1*	14%	11%
u/c	1%	1%
Total	100%	100%

4* Quality that is world-leading in terms of originality, significance and rigour.
3* Quality that is internationally excellent in terms of originality, significance and rigour but which nonetheless falls short of the highest standards of excellence.
2* Quality that is recognised internationally in terms of originality, significance and rigour.
1* Quality that is recognised nationally in terms of originality, significance and rigour.
Unclassified

Source: RAE 2008

UCAS Applications for Admission to Welsh HEIs


Area of permanent residence	Country of institution	Wales		Scotland	
		England	Wales	England	Scotland
England	2009	428,307	38,104	30,799	
	2008	389,097	35,484	29,844	
	% change	+10.1%	+7.4%	+3.2%	
Wales	2009	13,122	19,330	926	
	2008	12,142	17,304	942	
	% change	+8.1%	+11.7%	-1.7%	
Scotland	2009	4,937	318	34,811	
	2008	4,773	305	32,848	
	% change	+3.4%	+4.3%	+6.0%	
Northern Ireland	2009	9,212	880	5,131	
	2008	8,832	813	5,142	
	% change	+4.3%	+8.2%	-0.2%	
Rep. of Ireland	2009	4,120	1,115	2,949	
	2008	3,580	1,023	2,659	
	% change	+15.1%	+9.0%	+10.9%	
Other EU	2009	27,658	2,647	9,237	
	2008	24,071	2,201	8,027	
	% change	+14.9%	+20.3%	+15.1%	
Non EU	2009	46,309	5,169	9,291	
	2008	43,441	4,845	8,803	
	% change	+6.6%	+6.7%	+5.5%	
Total	2009	533,665	67,563	93,144	
	2008	485,936	61,975	88,265	
	% change	+9.8%	+9.0%	+5.5%	

Higher Education Qualifications Awarded – Wales 2007/08

	Full-time	Part-time*	Total
First degrees	17,710	1,105	18,815
Other UG qualifications	2,270	3,355	5,620
Doctorates	550	125	675
Other higher degrees	3,835	2,460	6,290
PGCE	1,155	40	1,190
Other PG qualifications	1,105	1,485	2,590
Total	26,625	8,565	35,185

* Part-time students are those whose study was recorded as part-time, or studying full-time on courses lasting less than 24 weeks.

Source: HESA Student Record 2007/08



Higher Education Full-time and Part-time Students – Wales 2007/08

	Full-time*	Part-time	All students
First degree			
Wales	31,325	3,310	34,630
UK (not Wales)	25,250	720	25,975
Other EU	2,135	115	2,250
Other overseas**	3,720	70	3,790
Total	62,430	4,215	66,645
Other undergraduate			
Wales	2,755	22,840	25,595
UK (not Wales)	820	4,740	5,560
Other EU	200	2,975	3,175
Other overseas**	600	705	1,305
Total	4,380	31,255	35,635
Postgraduate			
Wales	3,835	6,495	10,330
UK (not Wales)	1,765	3,070	4,840
Other EU	920	680	1,600
Other overseas**	4,885	1,605	6,495
Total	11,405	11,855	23,260
All students			
Wales	37,915	32,645	70,555
UK (not Wales)	27,840	8,535	36,375
Other EU	3,255	3,770	7,025
Other overseas**	9,205	2,380	11,585
Total	78,215	47,325	125,540

* Full-time and sandwich course students and those on a study-related year out.

** Includes Romania and Bulgaria which became part of the EU on 1/1/2007.

Source: HESA Student Record 2007/08

Full-time and Part-time HE Students by Subject Area – Wales 2007/08

	First degree		Other undergraduate		Postgraduate		Total
	Full-time*	Part-time	Full-time*	Part-time	Full-time*	Part-time	
1. Medicine & dentistry	1,960	0	45	0	240	1,430	3,675
2. Subjects allied to medicine	6,530	920	410	2,110	405	1,860	12,235
3. Biological sciences	7,800	125	400	115	735	435	9,610
4. Veterinary science	0	0	0	0	0	0	0
5. Agriculture & related subjects	500	20	260	200	125	65	1,170
6. Physical sciences	3,520	35	180	55	595	115	4,500
7. Mathematical sciences	810	0	0	0	60	5	875
8. Computer science	2,400	155	300	815	640	255	4,565
9. Engineering & technology	3,805	630	620	1,805	670	295	7,825
10. Architecture, building & planning	1,015	215	100	555	270	245	2,405
11. Social studies	5,000	265	300	4,830	685	520	11,600
12. Law	3,135	45	50	90	770	370	4,460
13. Business & administrative studies	6,220	265	610	3,520	2,975	2,645	16,235
14. Mass communications & documentation	1,635	235	40	15	370	535	2,830
15. Languages	4,695	120	335	7,450	445	330	13,365
16. Historical & philosophical studies	3,255	425	145	965	370	1,010	6,175
17. Creative arts & design	6,915	290	360	430	320	465	8,780
18. Education	2,950	440	215	5,555	1,735	1,265	12,160
19. Combined	280	35	10	2,750	0	5	3,080
Science sub-total (rows 1-10)	28,340	2,100	2,320	5,655	3,740	4,705	46,855
Total	62,430	4,215	4,380	31,255	11,405	11,855	125,540

* Full-time and sandwich course students and those on a study-related year out.

Source: HESA Student Record 2007/08

Staff Academaidd SAUau Cymreig 2007/08

	Amser llawn	Rhan-amser	Cyfanswm	
Cyfanswm staff academaidd	6,085	2,755	8,840	
% benywaidd	36%	53%	41%	
% a ariannir yn gyfan gwbl gan sefydliad	78%	91%	82%	
% ymchwil yn unig	24%	9%	19%	
% anabl	3%	2%	2%	
% nad ydynt yn wyn o ran ethnigrwydd	9%	5%	8%	
Staff academaidd yn ôl gradd				% benywaidd
Athrawon	840	110	950	12%
Uwch ddarlithwyr ac ymchwilwyr	1,630	130	1,760	33%
Darlithwyr	1,535	575	2,110	50%
Ymchwilwyr	1,380	230	1,610	45%
Graddau eraill	705	1,710	2,415	49%
Cyfanswm	6,085	2,755	8,840	41%
Staff academaidd yn ôl oedran				
% o dan 35	24%	27%		
% 55 oed neu'n hyn	18%	26%		

Caiff staff academaidd eu diffinio fel y staff hynny y mae addysgu a/neu ymchwil yn cyfateb â'u prif swyddogaeth. Staff amser llawn yw'r rhai y mae eu contractau yn nodi mai amser llawn yw eu modd cyflogaeth. Staff a ariannir yn gyfan gwbl gan sefydliad yw'r rhai y defnyddir cronfeydd sefydliadol cyffredinol i'w talu. Yr oedran ar 31 Awst 2007.

Ffynhonnell: Cofnod Staff Unigol HESA 2007/078

Maint SAUau - Cymru 2007/08

Incwm	Nifer y sefydliadau	Nifer y myfyrwyr AU sy'n cyfateb ag amser llawn	Nifer y sefydliadau
Llai na £10m	0	Llai na 1,000	0
£10 - 20m	2	1,000 - 5,000	4
£20 - 50m	3	5,000 - 10,000	4
£50 - 80m	1	10,000 - 15,000	1
£80 - 120m	2	15,000 - 20,000	1
£120 - 150m	2	Mwy na 20,000	1
Mwy na £150m	1		
	Incwm cyfartalog	Nifer cyfartalog o fyfyrwyr	
cymedrig	£98m	cymedrig	11,413
canolrif	£71m	canolrif	9,865

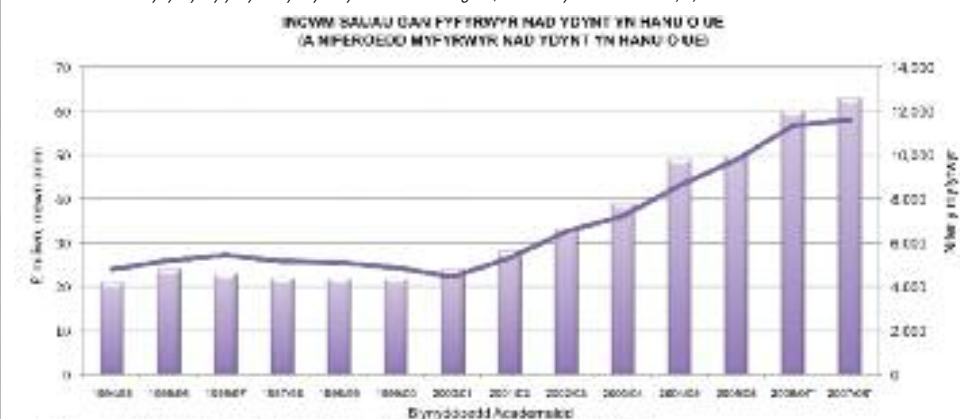
Ffynhonnell: Cofnod Cyllid HESA 2007/08, Cofnod myfyrwyr HESA 2007/08

Incwm SAUau gan fyfyrwyr nad ydynt yn hanu o UE (a niferoedd myfyrwyr nad ydynt yn hanu o UE) - Cymru 2007/08*

Myfyrwyr	Incwm £ miliwn, yn nherm arian
1994/95	4,794
1995/96	5,190
1996/97	5,434
1997/98	5,154
1998/99	5,101
1999/00	4,870
2000/01	4,455
2001/02	5,300
2002/03	6,505
2003/04	7,215
2004/05	8,610
2005/06	9,770
2006/07*	11,335
2007/08*	11,585

Ffynhonnell: Cofnod Myfyrwyr HESA 2007/08, Cofnod Cyllid HESA 2007/08

*Mae niferoedd nad ydynt yn fyfyrwyr UE yn cynnwys Rwmania a Bwlgaria, a ddaeth yn rhan o UE ar 1/1/2007.



Ffynhonnell: HESA (2007): Amodau Sefydliadau Addysg Uwch, Myfyrwyr mewn Sefydliadau Addysg Uwch

Incwm a Gwariant SAUau Cymreig 2007/08

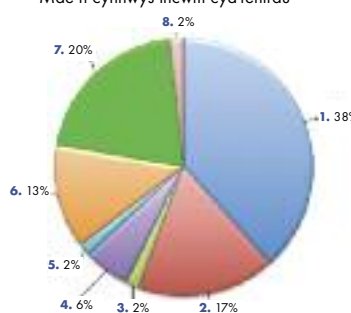
Incwm	Cyfanswm £'000oedd	Cyfran
1. Grantiau Cyngor Cyllido	419,206	38.4%
2. Ffioedd AU CE a DU amser llawn	188,344	17.3%
3. Ffioedd cwrs AU rhan-amser	18,017	1.7%
4. Ffioedd tramor (Heb fod o CE)	63,358	5.8%
5. Ffioedd a grantiau cymorth eraill	16,875	1.5%
6. Contractau a grantiau ymchwil	143,008	13.1%
7. Incwm arall	224,018	20.5%
8. Incwm buddsoddi a gwaddol	18,952	1.7%
Cyfanswm	1,091,778	100.0%

Gwariant	Cyfanswm	Cyfran
1. Costau staff	632,778	59.6%
2. Dibrisiad	50,371	4.7%
3. Treulioau gweithredu eraill	368,410	34.7%
4. Llog taladwy	9,270	0.9%
Cyfanswm	1,060,829	100.0%

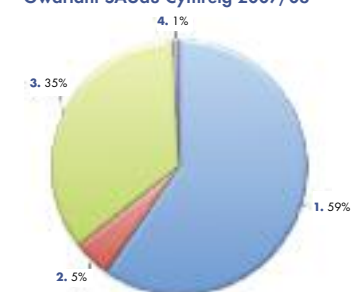
Ffynhonnell: Cofnod Cyllid HESA 2007/08

Incwm SAUau Cymreig 2007/08*

* Mae'n cynnwys incwm cyd-fentrau



Gwariant SAUau Cymreig 2007/08



Ymarfer Asesu Ymchwil (YAY) 2008

% Research activity in Welsh HEIs by quality level

Gradd am ansawdd	Cymru	DU
4*	14%	17%
3*	35%	37%
2*	36%	33%
1*	14%	11%
u/c	1%	1%
Cyfanswm	100%	100%

4* Ansawdd sy'n flaenllaw yn y byd o ran gwreiddioldeb, pwysigrwydd a chywirdeb.
 3* Ansawdd sy'n wych yn rhyngwladol o ran gwreiddioldeb, pwysigrwydd a chywirdeb ond sydd er hynny, ddim yn union gyrraedd y safonau rhagoriaeth uchaf.
 2* Ansawdd sy'n cael ei gydnabod yn rhyngwladol o ran gwreiddioldeb, pwysigrwydd a chywirdeb.
 1* Ansawdd sy'n cael ei gydnabod yn genedlaethol o ran gwreiddioldeb, pwysigrwydd a chywirdeb.
 Annosbarthedig

Ffynhonnell: RAE 2008

Ceisiadau Mynediad UCAS i SAUau Cymreig

Area of permanent residence	Country of institution	England			Wales			Scotland		
		2009	2008	% change	2009	2008	% change	2009	2008	% change
Lloegr	2009	428,307			38,104			30,799		
	2008	389,097			35,484			29,844		
	% change	+10.1%			+7.4%			+3.2%		
Cymru	2009	13,122			19,330			926		
	2008	12,142			17,304			942		
	% change	+8.1%			+11.7%			-1.7%		
Yr Alban	2009	4,937			318			34,811		
	2008	4,773			305			32,848		
	% change	+3.4%			+4.3%			+6.0%		
Gogledd Iwerddon	2009	9,212			880			5,131		
	2008	8,832			813			5,142		
	% change	+4.3%			+8.2%			-0.2%		
Rep. of Ireland	2009	4,120			1,115			2,949		
	2008	3,580			1,023			2,659		
	% change	+15.1%			+9.0%			+10.9%		
Gwlad UE Arall	2009	27,658			2,647			9,237		
	2008	24,071			2,201			8,027		
	% change	+14.9%			+20.3%			+15.1%		
Gwlad Dramor Arall	2009	46,309			5,169			9,291		
	2008	43,441			4,845			8,803		
	% change	+6.6%			+6.7%			+5.5%		
Cyfanswm	2009	533,665			67,563			93,144		
	2008	485,936			61,975			88,265		
	% change	+9.8%			+9.0%			+5.5%		

Cymwysterau Addysg Uwch a Ddyfarnwyd - Cymru 2007/08

	Amser llawn	Rhan-amser*	Cyfanswm
Graddau cyntaf	17,710	1,105	18,815
Cymwysterau israddedig eraill	2,270	3,355	5,620
Doethuriaethau	550	125	675
Graddau uwch eraill	3,835	2,460	6,290
TAR	1,155	40	1,190
Cymwysterau ôlraddedig eraill	1,105	1,485	2,590
Cyfanswm	26,625	8,565	35,185

*Myfyrwyr rhan-amser yw'r myfyrwyr hynny y cofnodwyd eu bod yn astudio cwrs rhan-amser, neu'n astudio cyrsiau amser llawn sy'n para llai na 24 wythnos.

Ffynhonnell: Cofnod Myfyrwyr HESA 2007/08



Myfyrwyr Addysg Uwch Amser Llawn a Rhan-amser - Cymru 2007/08

Gradd gyntaf	Llawn amser*	Rhan-amser	Pob myfyrwr
Cymru	31,325	3,310	34,630
DU (nid Cymru)	25,250	720	25,975
UE eraill	2,135	115	2,250
Tramor eraill**	3,720	70	3,790
Cyfanswm	62,430	4,215	66,645

Other undergraduate	Llawn amser*	Rhan-amser	Pob myfyrwr
Cymru	2,755	22,840	25,595
DU (nid Cymru)	820	4,740	5,560
UE eraill	200	2,975	3,175
Tramor eraill**	600	705	1,305
Cyfanswm	4,380	31,255	35,635

Postgraduate	Llawn amser*	Rhan-amser	Pob myfyrwr
Cymru	3,835	6,495	10,330
DU (nid Cymru)	1,765	3,070	4,840
UE eraill	920	680	1,600
Tramor eraill**	4,885	1,605	6,495
Cyfanswm	11,405	11,855	23,260

All students	Llawn amser*	Rhan-amser	Pob myfyrwr
Cymru	37,915	32,645	70,555
DU (nid Cymru)	27,840	8,535	36,375
UE eraill	3,255	3,770	7,025
Tramor eraill**	9,205	2,380	11,585
Cyfanswm	78,215	47,325	125,540

*Myfyrwyr amser llawn a'r rhai ar gysiau rhyngosod, a'r rhai ar flwyddyn allan sy'n gysylltiedig â'u hastudiaethau.

**Mae'n cynnwys Rwmania a Bwlgaria, a ddaeth yn rhan o UE ar 1/1/2007.

Ffynhonnell: Cofnod Myfyrwyr HESA 2007/08

Myfyrwyr AU Amser Llawn a Rhan-amser fesul Maes Pwnc - Cymru 2007/08

	Gradd gyntaf		Israddedig eraill		Ôl-raddedig		Cyfanswm
	Amser llawn*	Rhan-amser	Amser llawn*	Rhan-amser	Amser llawn*	Rhan-amser	
1. Meddygaeth a deintyddiaeth	1,955	0	65	10	230	1,700	3,965
2. Pynciau sy'n gysylltiedig â meddygaeth	6,530	920	410	2,110	405	1,860	12,235
3. Gwyddorau biolegol	7,800	125	400	115	735	435	9,610
4. Milfeddygaeth	0	0	0	0	0	0	0
5. Amaethyddiaeth a phynciau cysylltiedig	500	20	260	200	125	65	1,170
6. Gwyddorau ffisegol	3,520	35	180	55	595	115	4,500
7. Gwyddorau mathemategol	810	0	0	0	60	5	875
8. Cyfrifiadureg	2,400	155	300	815	640	255	4,565
9. Peirianteg a thechnoleg	3,805	630	620	1,805	670	295	7,825
10. Pensaernïaeth, adeiladu a chynllunio	1,015	215	100	555	270	245	2,405
11. Astudiaethau cymdeithasol	5,000	265	300	4,830	685	520	11,600
12. Y Gyfraith	3,135	45	50	90	770	370	4,460
13. Busnes ac astudiaethau gweinyddol	6,220	265	610	3,520	2,975	2,645	16,235
14. Cyfathrebu torfol a dogfennaeth	1,635	235	40	15	370	535	2,830
15. Ieithoedd	4,695	120	335	7,450	445	330	13,365
16. Astudiaethau hanesyddol ac athronyddol	3,255	425	145	965	370	1,010	6,175
17. Dylunio a chellyddydau creadigol	6,915	290	360	430	320	465	8,780
18. Addysg	2,950	440	215	5,555	1,735	1,265	12,160
19. Cyfunol	280	35	10	2,750	0	5	3,080
Is-gyfanswm gwyddoniaeth (rhresi 1-10)	28,340	2,100	2,320	5,655	3,740	4,705	46,855
Cyfanswm	62,430	4,215	4,380	31,255	11,405	11,855	125,540

*Myfyrwyr amser llawn a'r rhai ar gysiau rhyngosod, a'r rhai ar flwyddyn allan sy'n gysylltiedig â'u hastudiaethau.

Ffynhonnell: Cofnod Myfyrwyr HESA 2007/08